

This document contains key information you should know about Horizons Canadian Dollar Currency ETF. You can find more details about this exchange traded fund (ETF) in its prospectus. Ask your representative for a copy, contact Horizons ETFs Management (Canada) Inc. at info@horizonsetfs.com or 1-866-641-5739, or visit www.horizonsetfs.com.

Before you invest, consider how the ETF would work with your other investments and your tolerance for risk.

Quick facts

Date ETF started:	May 9, 2016	Fund manager:	Horizons ETFs Management (Canada) Inc.
Total value on March 29, 2019:	\$7.2 Million	Portfolio manager:	Horizons ETFs Management (Canada) Inc.
Management expense ratio (MER):	0.57%	Distributions:	

Trading information (12 months ending March 29, 2019)

Ticker symbol:	CAN	Average daily volume:	8,588 units
Exchange:	Toronto Stock Exchange (TSX)	Number of days traded:	215 out of 251 trading days

Currency: Canadian dollars

Pricing information (12 months ending March 29, 2019)

Market price:	\$9.36 - \$10.20	Average bid-ask spread:	0.26%
Net asset value {NAV}:	\$9.33 - \$10.19		

What does the ETF invest in?

The ETF seeks to reflect, in Canadian dollars and net of expenses, the performance of the Canadian dollar relative to the U.S. dollar. The ETF will generally hold Canadian dollar denominated cash and will primarily use forward currency agreements and/or futures contracts to seek to deliver the performance of the Canadian dollar relative to the U.S. dollar.

The charts below give you a snapshot of the ETF's exposure on March 29, 2019. The ETF's exposure will change to reflect changes in the Canadian dollar relative to US dollar.

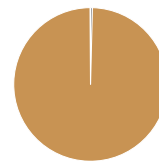
Top 10 investments (March 29, 2019)

1. Cash and Cash Equivalents 99.5%

Total percentage of top 1 investments 99.5%

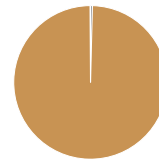
Total number of investments: 2

Investment mix (March 29, 2019)



Asset & Sector Mix

■	0.4%	Currency Forward - Speculative
■	99.5%	Cash and Cash Equivalents
■	0.1%	Other Assets less Liabilities



Sector Mix

■	0.4%	Currency Forward Hedge
■	99.5%	Cash and Cash Equivalents
■	0.1%	Other Assets less Liabilities

How risky is it?

The value of the ETF can go down as well as up. You could lose money.

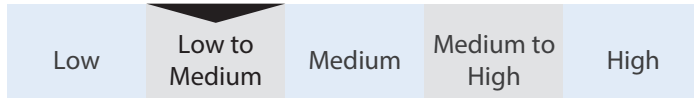
One way to gauge risk is to look at how much an ETF's returns change over time. This is called "volatility".

In general, ETF's with higher volatility will have returns that change more over time. They typically have a greater chance of losing money and may have a greater chance of higher returns. ETFs with lower volatility tend to have returns that change less over time. They typically have lower returns and may have a lower chance of losing money.

Risk rating

Horizons ETFs Management (Canada) Inc. has rated the volatility of this ETF as **Low to Medium**.

This rating is based on how much the ETF's returns have changed from year to year. It doesn't tell you how volatile the ETF will be in the future. The rating can change over time. An ETF with a low risk rating can still lose money.



For more information about the risk rating and specific risks that can affect the ETF's returns, see the "Risk Factors" section of the ETF's prospectus.

No guarantees

ETFs do not have any guarantees. You may not get back the amount of money you invest.

How has the ETF performed?

This section tells you how units of the ETF have performed over the past 2 years.


Returns¹ are after expenses have been deducted. These expenses reduce the ETF's returns. This means that the ETF's returns may not match the returns of the Canadian dollar relative to US dollar.

¹ Returns are calculated using the ETF's net asset value (NAV).

Year-by-year returns

This chart shows how units of the ETF performed in each of the past 2 completed calendar years. The ETF dropped in value in 1 of the 2 years.

The range of returns and change from year to year can help you assess how risky the ETF has been in the past. It does not tell you how the ETF will perform in the future.



Best and worst 3-month returns

This table shows the best and worst returns for units of the ETF in a 3-month period over the past 2 calendar years. The best and worst 3-month returns could be higher or lower in the future. Consider how much of a loss you could afford to take in a short period of time.

	Return	3 months ending	If you invested \$1,000 at the beginning of the period
Best return	9.2%	July 31, 2017	Your investment would rise to \$1,092
Worst return	-5.4%	December 31, 2018	Your investment would drop to \$946

Average return

As at March 29, 2019, a person who invested \$1,000 in the ETF at inception now has \$953. This works out to an annual compound return of -1.7%.

Trading ETFs

ETFs hold a basket of investments, like mutual funds, but trade on exchanges like stocks. Here are a few things to keep in mind when trading ETFs:

Pricing

ETFs have two sets of prices: market price and net asset value (NAV).

Market price

- ETFs are bought and sold on exchanges at the market price. The market price can change throughout the trading day. Factors like supply, demand, and changes in the value of an ETF's investments can effect the market price.
- You can get price quotes any time during the trading day. Quotes have two parts: **bid** and **ask**.
- The bid is the highest price a buyer is willing to pay if you want to sell your ETF units. The ask is the lowest price a seller is willing to accept if you want to buy ETF units. The difference between the two is called the "**bid-ask spread**".
- In general, a smaller bid-ask spread means the ETF is more liquid. That means you are more likely to get the price you expect.

Net asset value (NAV)

- Like mutual funds, ETFs have a NAV. It is calculated after the close of each trading day and reflects the value of an ETF's investments at that point in time.
- Like mutual funds, ETFs have a NAV. It is calculated after the close of each trading day and reflects the value of an ETF's investments at that point in time.

Orders

There are two main options for placing trades: market orders and limit orders. A market order lets you buy or sell units at the current market price. A limit order lets you set the price at which you are willing to buy or sell units.

Timing

In general, market prices of ETFs can be more volatile around the start and end of the trading day. Consider using a limit order or placing a trade at another time during the trading day.

Who is this ETF for?

Investors who:

- want exposure to the Canadian dollar relative to the U.S. dollar
- are comfortable with currency exposure.

A word about tax

In general, you'll have to pay income tax on any money you make on an ETF. How much you pay depends on the tax laws where you live and whether or not you hold the ETF in a registered plan, such as a Registered Retirement Savings Plan or a Tax-Free Savings Account.

Keep in mind that if you hold your ETF in a non-registered account, distributions from the ETF are included in your taxable income, whether you get them in cash or have them reinvested.

How much does it cost?

This section shows the fees and expenses you could pay to buy, own and sell units of the ETF. Fees and expenses, including any trailing commissions, can vary among ETFs.

Higher commissions can influence representatives to recommend one investment over another. Ask about other ETFs and investments that may be suitable for you at a lower cost.

1. Brokerage commissions

You may have to pay a commission every time you buy and sell units of the ETF. Commissions may vary by brokerage firm. Some brokerage firms may offer commission-free ETFs or require a minimum purchase amount.

2. ETF expenses

You don't pay these expenses directly. They affect you because they reduce the ETF's returns.

As of December 31, 2018, the ETF's expenses were 0.59% of its value. This equals \$5.90 for every \$1,000 invested.

	Annual rate (as a % of the ETF's value)
Management expense ratio (MER) This is the total of the ETF's management fee and operating expenses.	0.57%
Trading expense ratio (TER) These are the ETF's trading costs.	0.02%
ETF expenses	0.59%

Trailing commission

The trailing commission is an ongoing commission. It is paid for as long as you own the ETF. It is for the services and advice that your representative and their firm provide to you.

This ETF doesn't have a trailing commission.

3. Other fees

FEE	WHAT YOU PAY
Redemption Fee	The manager may charge unitholders of the ETF, at its discretion, a redemption fee of up to 0.25% of the value of the units you redeem or exchange. The manager will publish the current redemption fee, if any, on its website at www.horizonsetfs.com .

What if I change my mind?

Under securities law in some provinces and territories, you have the right to cancel your purchase within 48 hours after you receive confirmation of the purchase.

In some provinces and territories, you also have the right to cancel a purchase, or in some jurisdictions, claim damages, if the prospectus, ETF Facts or financial statements contain a misrepresentation. You must act within the time limit set by the securities law in your province or territory.

For more information, see the securities law of your province or territory or ask a lawyer.

For more information

Contact Horizons ETFs Management (Canada) Inc. or your representative for a copy of the ETF's prospectus and other disclosure documents. These documents and the ETF Facts make up the ETF's legal documents.

Horizons ETFs Management (Canada) Inc.

55 University Avenue
Toronto, Ontario
M5J 2H7

Toll Free 1-866-641-5739
www.horizonsetfs.com
Email: info@horizonsetfs.com